

1H+D(I)

1 Bedroom
+ Den

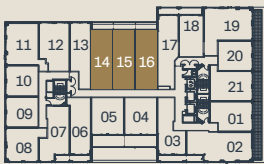
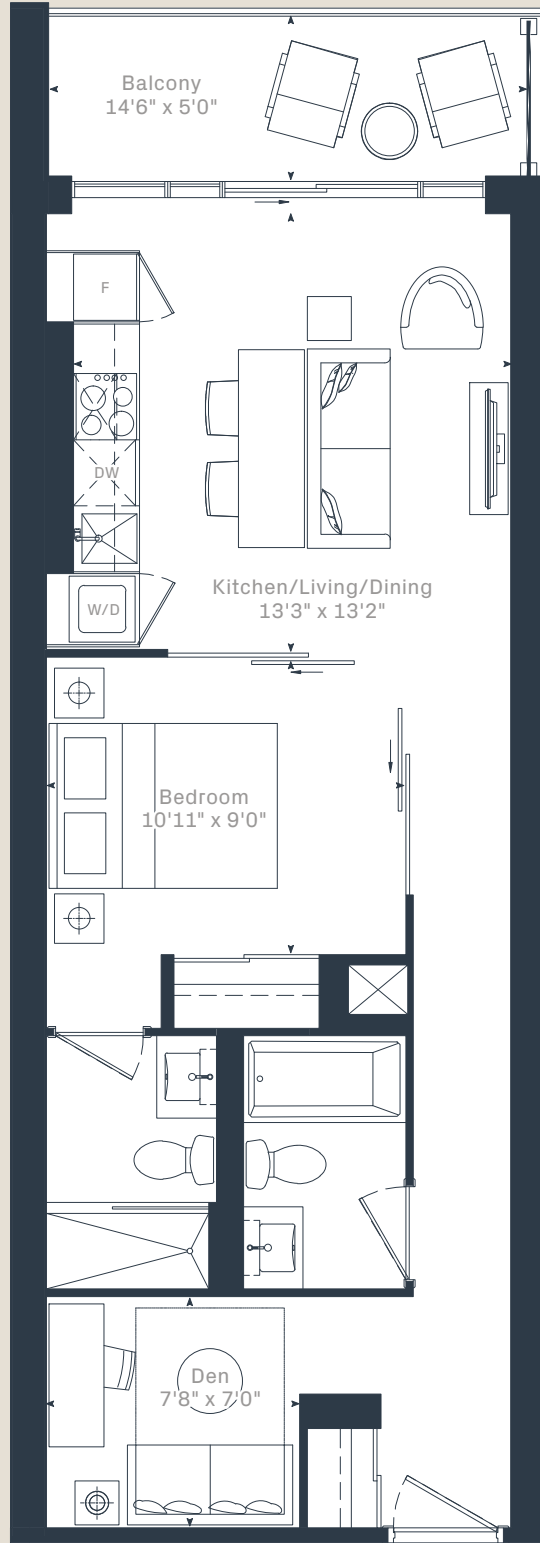
Interior
625 sf

Exterior
72 sf

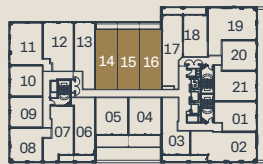
Total
697 sf

HOUSE *of* ASSEMBLY

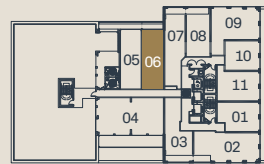
At Sterling Junction



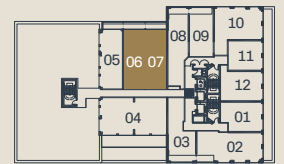
⊕ 8TH FLOOR



⊕ 9TH - 15TH FLOOR



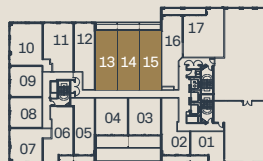
⊕ 16TH FLOOR



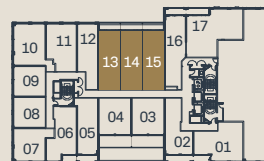
⊕ 17TH FLOOR



⊕ 4TH FLOOR



⊕ 5TH FLOOR



⊕ 6TH FLOOR



⊕ 7TH FLOOR

Dimensions, specifications, layouts and materials are approximate only and are subject to change without notice. Tile patterns may vary. Window size and location may vary. Actual usable floor space may vary from stated floor area. Balcony and terrace area is approximate and not included in net suite area. The purchaser acknowledges that the actual unit purchased may be a reverse layout to the plan shown. See Sales Representative for full details. E.&O.E.

MARLIN
SPRING

g Greybrook
Realty Partners