

1A+D

1 Bedroom
+ Den

Interior
590 sf

HOUSE *of* ASSEMBLY

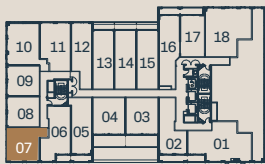
At Sterling Junction

(3rd, 6th, 9th, 11th, 14th Floors)

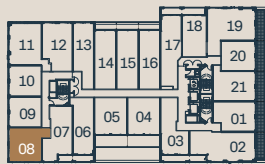
Juliet Window

(4th-5th, 7th-8th, 10th, 12th, 15th Floors)

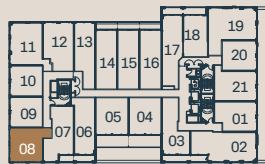
Juliet Slider



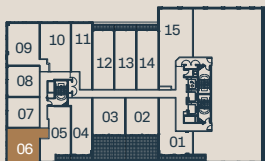
7TH FLOOR



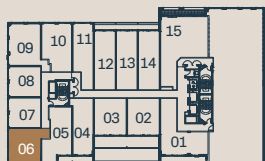
8TH FLOOR



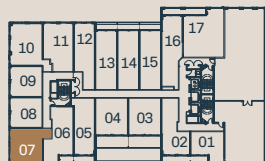
9TH - 15TH FLOOR



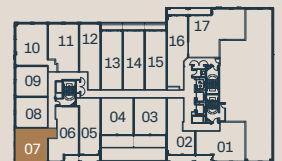
3RD FLOOR



4TH FLOOR



5TH FLOOR



6TH FLOOR

Dimensions, specifications, layouts and materials are approximate only and are subject to change without notice. Tile patterns may vary. Window size and location may vary. Actual usable floor space may vary from stated floor area. Balcony and terrace area is approximate and not included in net suite area. The purchaser acknowledges that the actual unit purchased may be a reverse layout to the plan shown. See Sales Representative for full details. E.&O.E.

MARLIN
SPRING

Greybrook
Realty Partners